



The European Investment Bank Group's
**contribution to the
Sustainable Development Goals**



European
Investment Bank | Group

The European Investment Bank Group's contribution to the Sustainable Development Goals

The European Investment Bank Group's contribution to the Sustainable Development Goals

© European Investment Bank, 2024

All rights reserved.

All questions on rights and licensing should be addressed to publications@eib.org.

European Investment Bank
98-100, boulevard Konrad Adenauer
L-2950 Luxembourg

Photo credits: EIB, Gettyimage, EIAH, Lansimetro, ENEL.

Authorisation to reproduce or use these photos must be requested from the copyright holder.

For further information on the EIB's activities, please consult our website, www.eib.org.

You can also contact info@eib.org. Get our e-newsletter at www.eib.org/sign-up.

Published by the European Investment Bank.

Printed on FSC® paper.

Contents

The UN Sustainable Development Goals in EU policy	1
Quantifying the EIB Group's contribution to the SDGs	3
How European Investment Bank project results are mapped to the SDGs	4
Quantifying the EIB Group's contribution to the SDGs	7
How European Investment Fund operations are mapped to the SDGs	8
The European Investment Bank's financial contribution to the SDGs in 2023	9
The European Investment Fund's contribution to the SDGs in 2023	10
Climate Awareness Bonds and Sustainability Awareness Bonds	11
The EIB's SDG contributions – a closer look	13
SDG 3 – Good health and well-being	14
SDG 5 – Gender equality	15
SDG 6 – Clean water and sanitation	16
SDG 7 – Affordable and clean energy	17
SDG 9 – Industry, innovation and infrastructure	18
SDG 11 – Sustainable cities and communities	19
The EIF's SDG contributions – a closer look	21
SOCODEN-FEC, France adding value to communities	21





The UN Sustainable Development Goals in EU policy

The United Nations' 17 Sustainable Development Goals (SDGs) guide international efforts to end world poverty, protect the planet and ensure that everyone can enjoy peace and prosperity. These goals are integrated into all European Union policies.

The European Investment Bank Group (EIB Group) – which comprises the European Investment Bank (EIB) and the European Investment Fund (EIF) – has been tracking and reporting its SDG contributions since 2016. While its main focus is on climate action, the EIB Group's activities impact all SDGs.

This publication showcases the EIB Group's contributions to the SDGs through its activities in 2023.



VUOSI AARREN
TILIN VÄRSIÖ

Quantifying the EIB Group's contribution to the SDGs

European Investment Bank

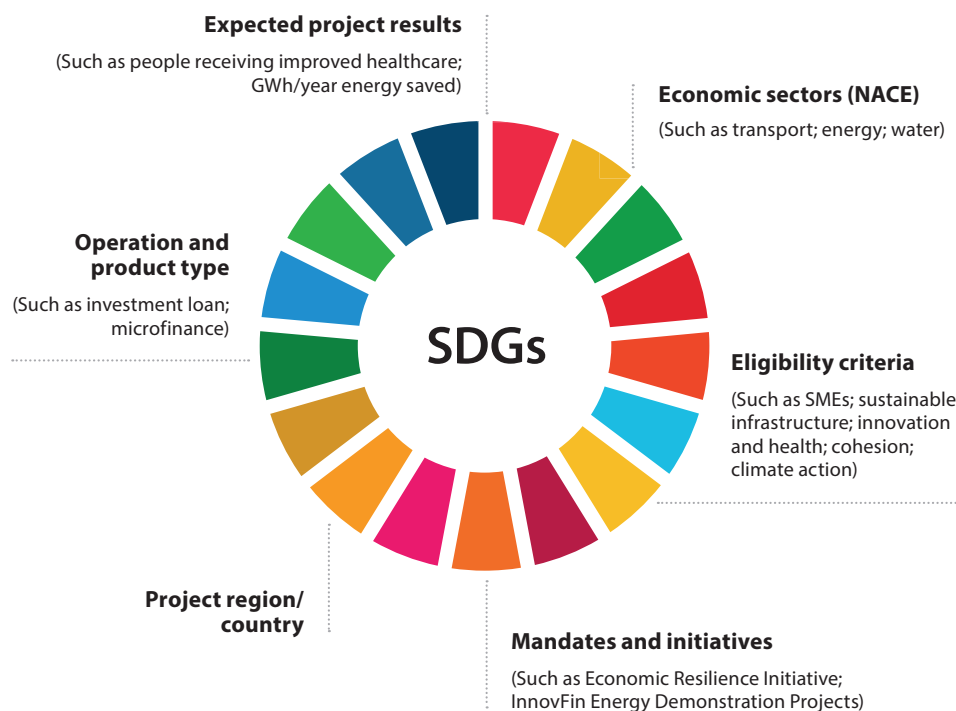
The EIB's SDG reporting methodology is comparable to that of other multilateral development banks in financial terms and in terms of project outputs and outcomes.

All EIB-supported projects are designed to have a positive socioeconomic impact and sound financial returns. The EIB measures its impact by collecting detailed data on project outputs and outcomes. This ensures that the tangible benefits of the Bank's activities are calculated at various levels – sectoral, national and international.

The EIB maps its project indicators to the appropriate SDGs. Each indicator can be linked to up to two different SDGs, reflecting the interconnected nature of the goals. In addition, the financial contribution is assigned to one primary SDG: the one closest to the **main objective of the project**.

How European Investment Bank project results are mapped to the SDGs

































Each EIB project is mapped to several SDGs using a range of data elements, including the project's location, sector, anticipated results, eligibility and the type of financing product used.



Note: NACE is the statistical classification of economic activities in the European Union.

The process is fully automated and as streamlined and standardised as possible. EIB experts review the results and may modify a mapping result to take account of context-specific factors, when necessary.

The selection of indicators below illustrates how the impact from projects signed in 2023 contributes to particular SDGs.

Selected project indicator	Global (EU + non-EU)	SDG
Number of small and medium-sized enterprises (SMEs) and mid-caps supported	400 000	 
Number of jobs sustained in SMEs and mid-caps	5.4 million	 
Energy savings expected annually	6.7 million MWh	
Electricity generation capacity from renewable energy sources	21 700 MW	 
Electricity produced from renewable energy sources	46 600 GWh	 
Power lines installed or upgraded	42 988 km	 
Households that can be powered	13.8 million	 
Number of smart energy meters installed	13 million	 
New subscribers with 5G services enabled	11.6 million	
Population benefiting from better health services, including vaccination programmes	130.6 million	
Population benefiting from improved infrastructure	17.3 million	 
Population with new waste collection systems	2.6 million	 
Population with safer drinking water	4.9 million	 
Population with improved sanitation	1.9 million	 
Population facing reduced flood risk	1.5 million	
Population facing reduced drought risk	12 million	 
Additional passenger trips made on EIB-financed public transport	12 million	 
Alternative fuel stations	Over 13 000	
New students benefiting from better educational facilities	1.2 million	



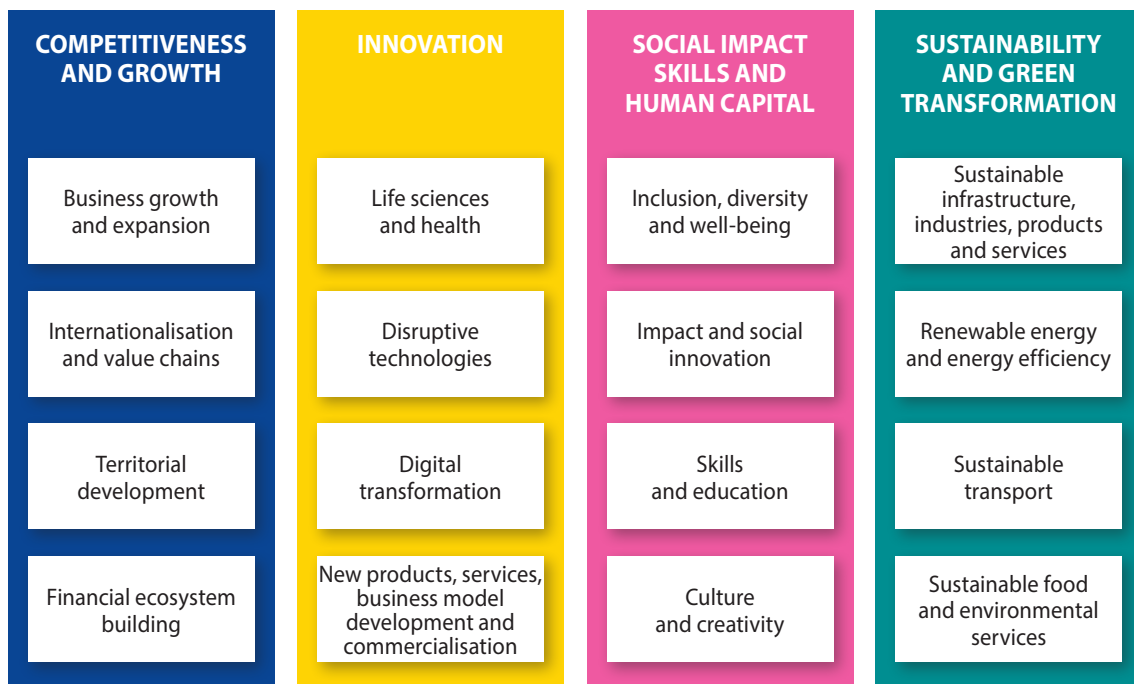
Quantifying the EIB Group's contribution to the SDGs

European Investment Fund

The operations carried out by the EIB and the EIF are different in nature. Each entity's approach to measuring their contributions to the SDGs reflects the specific characteristics of their respective business models.

The EIF works with financial intermediaries to promote access to finance for small businesses and entrepreneurs in line with the European Union's priorities. This is why the EIF's SDG reporting is based on the amount of financing made available to these intermediaries.

Each operation's contribution to the SDGs is determined by how it aligns with the EIF's policy framework, which includes four public policy goals and 16 policy objectives (see diagram below), each mapped to one or more SDG targets. To calculate the contribution of EIF operations to the SDGs, we map the operations to these policy objectives.



How European Investment Fund operations are mapped to the Sustainable Development Goals

The EIF's activities support all SDGs except for SDG 16 at the moment. Additionally, the EIF considers other information about the operations when calculating its contributions to the SDG contribution, especially for SDG 5 (gender equality) and SDG 13 (climate action).

COMPETITIVENESS AND GROWTH



INNOVATION



SOCIAL IMPACT SKILLS AND HUMAN CAPITAL



SUSTAINABILITY AND GREEN TRANSFORMATION

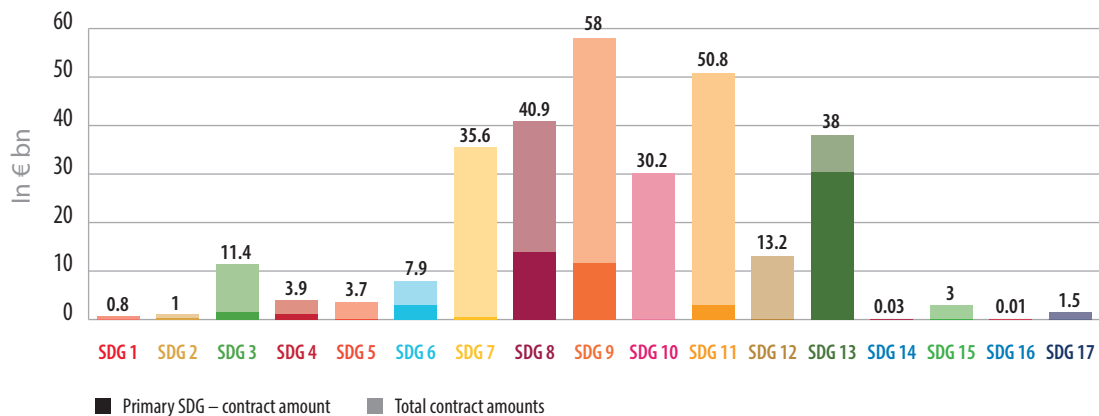


The European Investment Bank's financial contribution to the SDGs in 2023

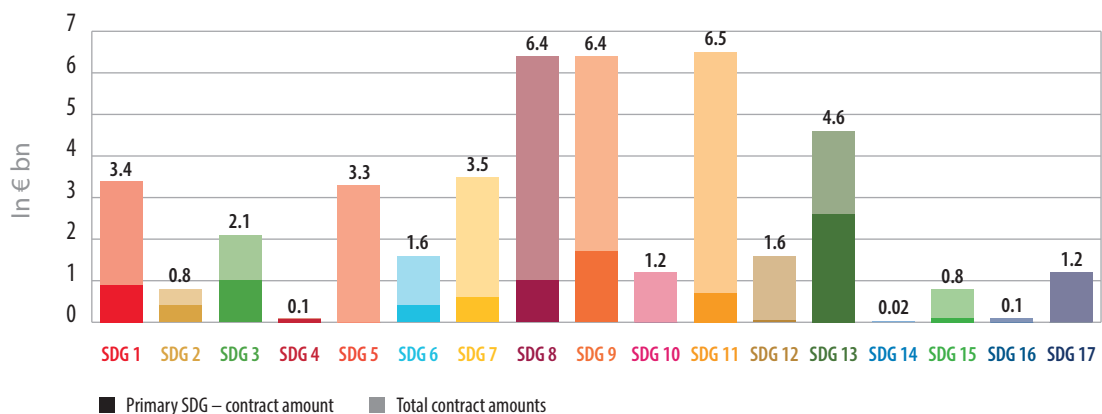
The following charts illustrate the EIB's impact through its contributions to the SDGs within and beyond the European Union.

EIB-backed projects bring the greatest financial contribution to goals involving the sectors in which the Bank has traditionally been the most active, such as SDG 9 (industry, innovation and infrastructure), SDG 11 (sustainable cities and communities) and SDG 7 (affordable and clean energy). Nonetheless, EIB projects also contribute significantly to the less sector-specific SDGs, as they feature a complex interplay of less tangible factors, both natural and human-induced. The EIB's contribution to SDG 13 (climate action) is especially noteworthy.

The EIB's financial contributions to the SDGs in the European Union in 2023



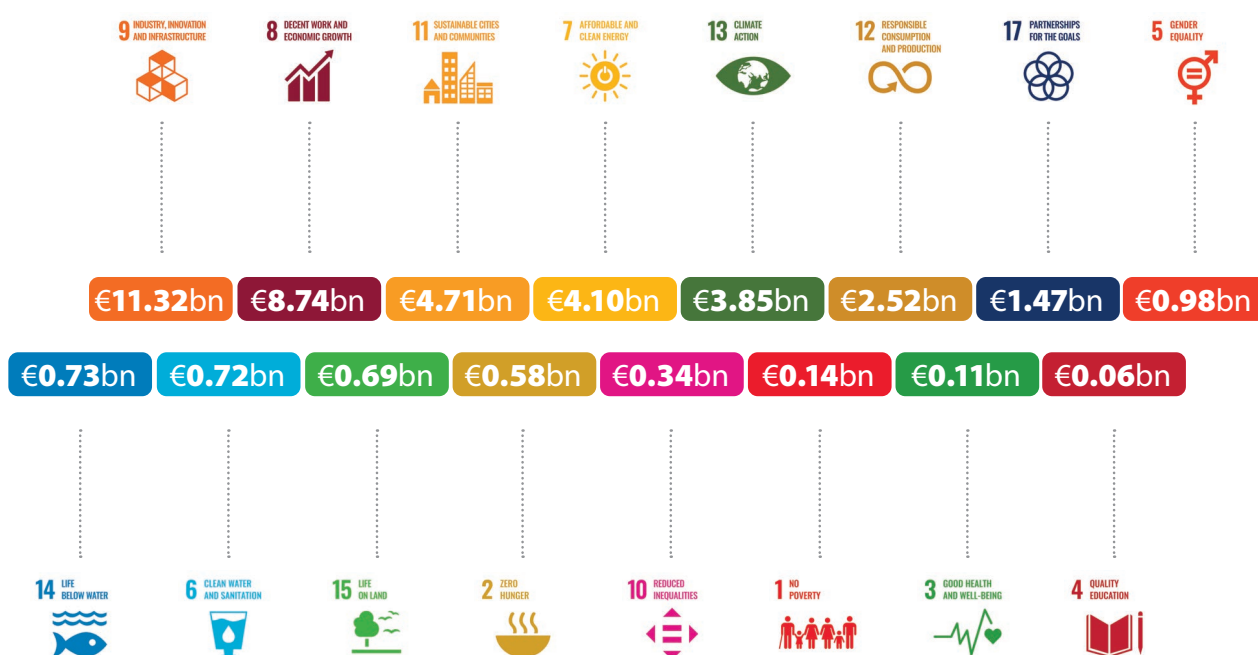
The EIB's financial contributions to the SDGs outside the European Union in 2023



The European Investment Fund's contribution to the SDGs in 2023

The following chart illustrates how the EIF's activities contributed to the SDGs in 2023. The EIF made the most significant contributions to SDGs 8 and 9¹ due to its focus on supporting job creation, entrepreneurship, creativity and innovation, and encouraging the formalisation and growth of microenterprises and SMEs, including through access to financial services; and on helping small-scale industrial and other enterprises to access financial services (including affordable credit), and promoting their integration into value chains and markets.

The EIF's financial contributions to the SDGs in 2023



¹ Which refer to SDG targets 8.3 and 9.3.

Climate Awareness Bonds and Sustainability Awareness Bonds

OPERATIONALISING THE SDGs WITH THE HELP OF EU LEGISLATION ON SUSTAINABLE FINANCE

The SDGs have been integral to the European Union's policy framework since 2016. A [communication from the European Commission](#) explicitly links the SDGs to the European Union's policy framework, ensuring that all actions and policy initiatives, both within the European Union and globally, incorporate the SDGs from the outset. This commitment is reflected in the regulatory framework that the European Union uses to facilitate sustainable investment.

To achieve the SDGs, capital flows need to be channelled efficiently towards investments in sustainable economic activities. The [EU Taxonomy Regulation](#) refers directly to the abovementioned communication and operationalises the SDGs by establishing criteria for determining whether an economic activity qualifies as sustainable. The EIB is championing the gradual application of this regulation in its lending and funding practices.

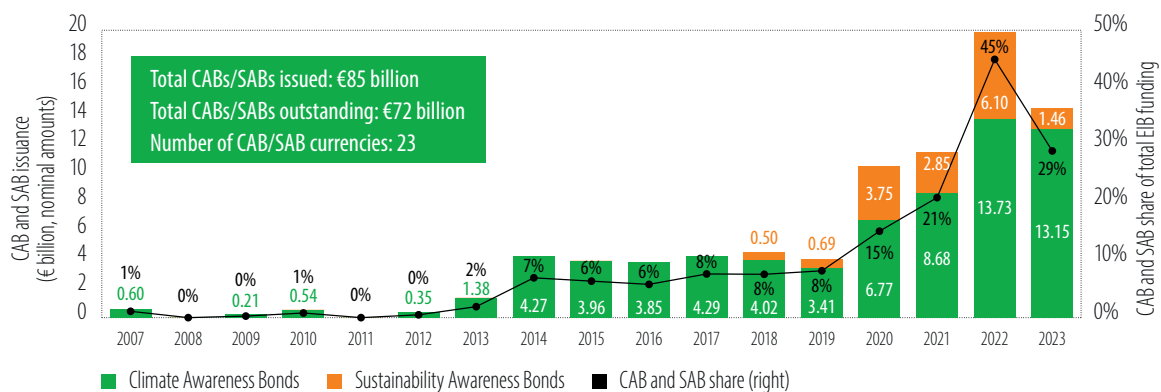
The EIB was the first issuer to align the documentation of its sustainability funding instruments with the EU Taxonomy Regulation. This alignment has enabled the Bank to progressively expand the use of such bonds and increase the volume of projects it allocates in this way. It also allows investors to regularly monitor how the funds raised are used through audited allocation and impact reports. This provides a reliable sustainable investment opportunity in support of the SDGs.

The EIB issues two sustainability funding instruments: Climate Awareness Bonds (CABs) and Sustainability Awareness Bonds (SABs). Funds raised by Climate Awareness Bonds are allocated to the EIB's lending activities for projects that contribute substantially to climate change mitigation. Sustainability Awareness Bonds complement the Climate Awareness Bonds by extending this approach to other areas of environmental and social sustainability (see table below).

Overview of reference SDGs and CAB/SAB objectives and activities — status as of 2024

Reference SDGs	13 CLIMATE ACTION		6 CLEAN WATER AND SANITATION		15 LIFE ON LAND		3 GOOD HEALTH AND WELL-BEING		4 QUALITY EDUCATION		6 CLEAN WATER AND SANITATION		11 SUSTAINABLE CITIES AND COMMUNITIES	
	Climate Awareness Bonds (CABs)						Sustainability Awareness Bonds (SABs)							
	Environmental			Environmental (other than climate change mitigation)			Social							
Objectives	<ul style="list-style-type: none"> Climate change mitigation (2007) 			So far: <ul style="list-style-type: none"> Sustainable use and protection of water and marine resources (2018) Pollution prevention and control (2018) Protection and restoration of biodiversity and ecosystems (2021) 			So far: <ul style="list-style-type: none"> Access to water and sanitation (2018) Natural disaster risk management (2018) Access to equitable and inclusive quality education (end 2019) Universal access to affordable health services (end 2019) Health emergencies response and preparedness capacity (2020) Access to social and affordable housing (2021) 							
Activities	So far: <ul style="list-style-type: none"> Renewable energy (2007) Energy efficiency (2007) Electric rail infrastructure and rolling stock, and electric buses (2020) Research, development and deployment of innovative low-carbon technologies (2020) Further taxonomy-eligible low-carbon activities in the transport, manufacturing, waste and energy sectors (2022) 			So far: <ul style="list-style-type: none"> Water supply and management (2018) Wastewater collection and treatment (2018) Sustainable forest management (2021) 			So far: <ul style="list-style-type: none"> Water supply and management (2018) Wastewater collection and treatment (2018) Flood protection (2018) Education (2019), including higher education (2020) Health (2019), including COVID-19-related activities (2020) Housing (2021) 							

The gradual extension of eligible objectives and activities under the EU Taxonomy Regulation has enabled the EIB to allocate an increasing volume of eligible disbursements, thereby substantially increasing its issuance of both Climate Awareness Bonds and Sustainability Awareness Bonds. The EIB maintains the highest level of audit assurance regarding the gradual alignment of green and sustainability bonds with the EU taxonomy and the EU green bond standard. The latest [Climate Awareness Bonds Framework](#) and [Sustainability Awareness Bonds Framework](#) showcase the progress made in this alignment.



Note: The data cut-off is June 2024, when the 2024 EIB funding programme was not yet complete.

The EIB's contribution to the SDGs in 2023 – a closer look

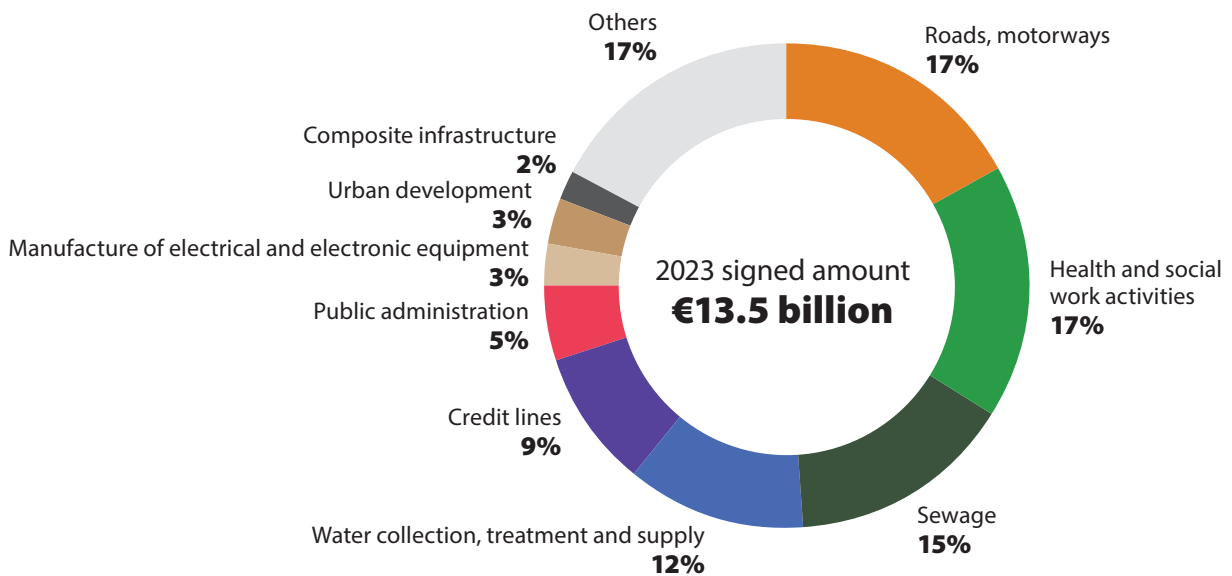
The EIB's support for the UN SDGs encompasses financing for a vast range of projects, each with unique objectives, operational context and funding requirements. Here, we provide a detailed overview of the EIB's contributions to selected SDGs, looking at the sectors concerned, key project result measurements, the amount of investment mobilised, and the types of projects contributing to each goal.





SDG 3 – Good health and well-being

EIB FINANCIAL CONTRIBUTION TO SDG 3



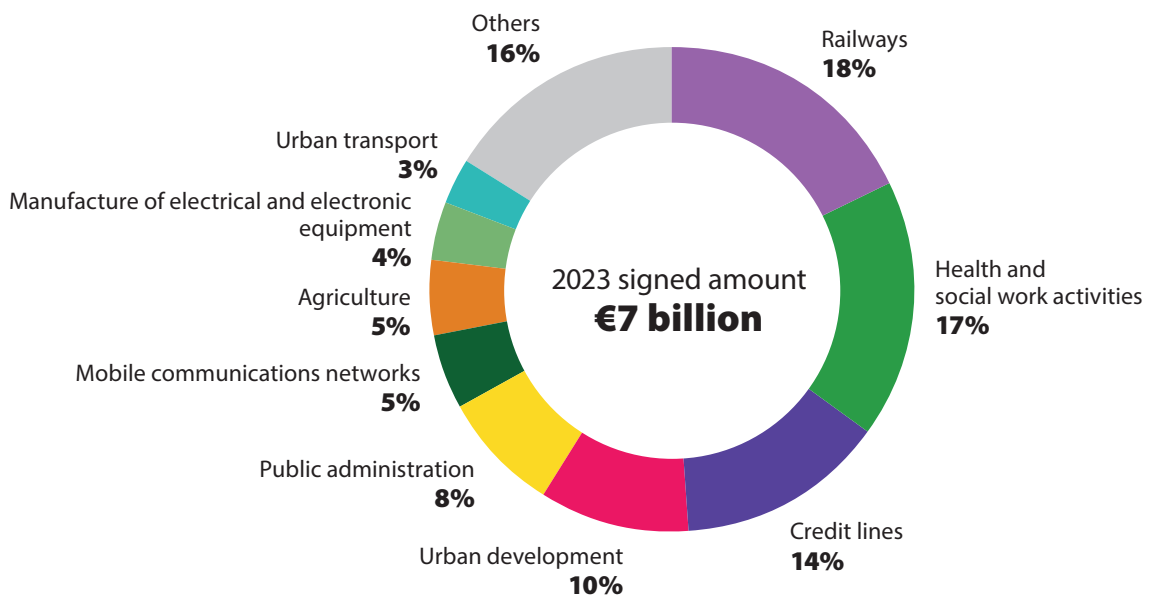
INVESTMENT MOBILISED (€ billion)	2019	2020	2021	2022	2023
NON-EU	8.4	4.8	8.7	7.4	16.5

PROJECT SAMPLE		
Operation	Description	Signed amount (€)
GLOBAL POLIO ERADICATION PROGRAMME	Financing to support sustainable immunisation campaigns and health strengthening activities targeting the eradication of poliomyelitis.	500 million
COVID-19 VACCINE VOLUME ALLOCATION III	A liquidity facility to support the monetisation of grants by donor countries to Gavi in order to fund immunisation campaigns and health strengthening activities.	500 million



SDG 5 – Gender equality

EIB FINANCIAL CONTRIBUTION TO SDG 5



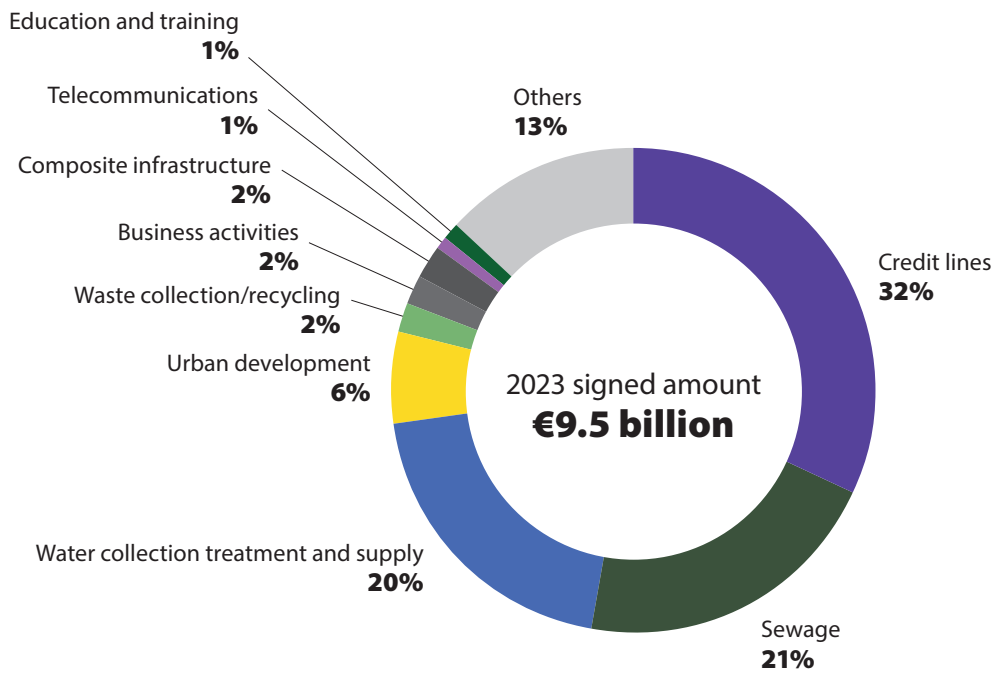
INVESTMENT MOBILISED (€ billion)	2019	2020	2021	2022	2023
NON-EU	0.8	3.5	1.5	5.8	19.9

PROJECT SAMPLE		
Operation	Description	Signed amount (€)
TANZANIA GENDER AND BLUE ECONOMY FACILITY - KCB	This Facility aims to provide financing to KCB Bank Tanzania for onward lending to private sector entities, mostly SMEs, with a particular focus on women owned or managed businesses.	20 million
AR-PROVINCIAL AGRICULTURAL SERVICES PROGRAMME FL	A framework loan to Argentina to support climate action projects that facilitate the adaptation of agricultural production to market demands and promote the increase in added value of the sector's productive value chains.	150 million



SDG 6 – Clean water and sanitation

EIB FINANCIAL CONTRIBUTION TO SDG 6



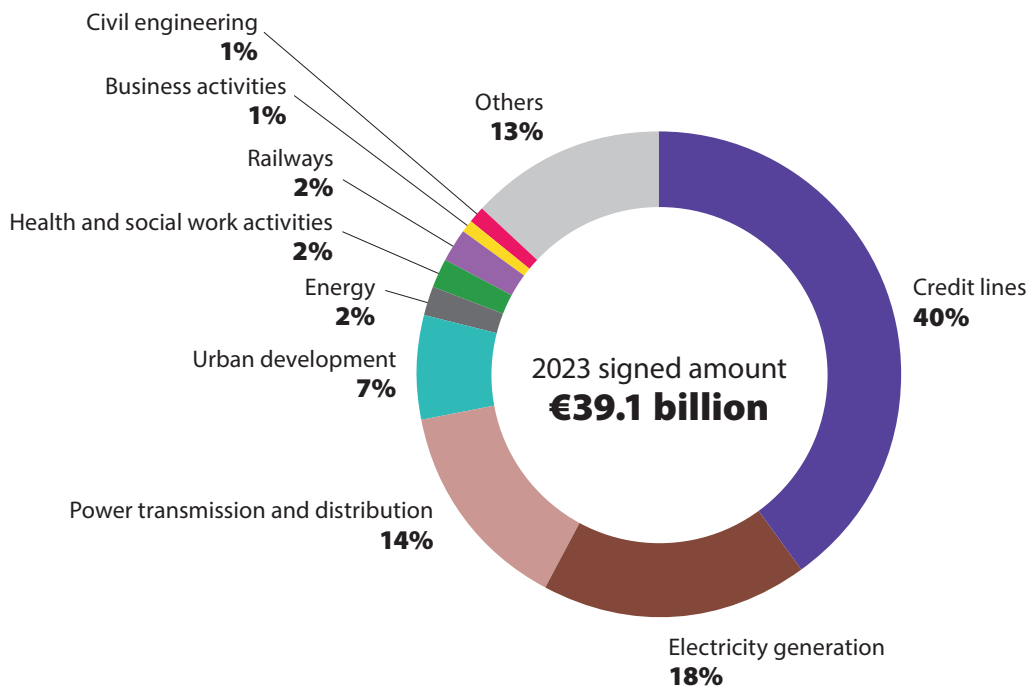
INVESTMENT MOBILISED (€ billion)	2019	2020	2021	2022	2023
EU	46.8	53	48.4	37.1	80.9

PROJECT SAMPLE		
Operation	Description	Signed amount (€)
BERLIN WATER AND CLIMATE ADAPTATION PROGRAMME	The project is part of the 2023 to 2027 investment programme of Berliner Wasserbetriebe (BWB), the public water company for Berlin and surrounding communities. The investments mainly relate to extending and rehabilitating water supply and wastewater collection and treatment facilities.	400 million
BRUSSELS WATER & SEWAGE NETWORKS (VIVAQUA)	Supporting the 2023-2027 investment programme of Vivaqua, a public utility in charge of the production and distribution of drinking water, sewage networks and flood protection in the Brussels region.	335 million



SDG 7 – Affordable and clean energy

EIB FINANCIAL CONTRIBUTION TO SDG 7



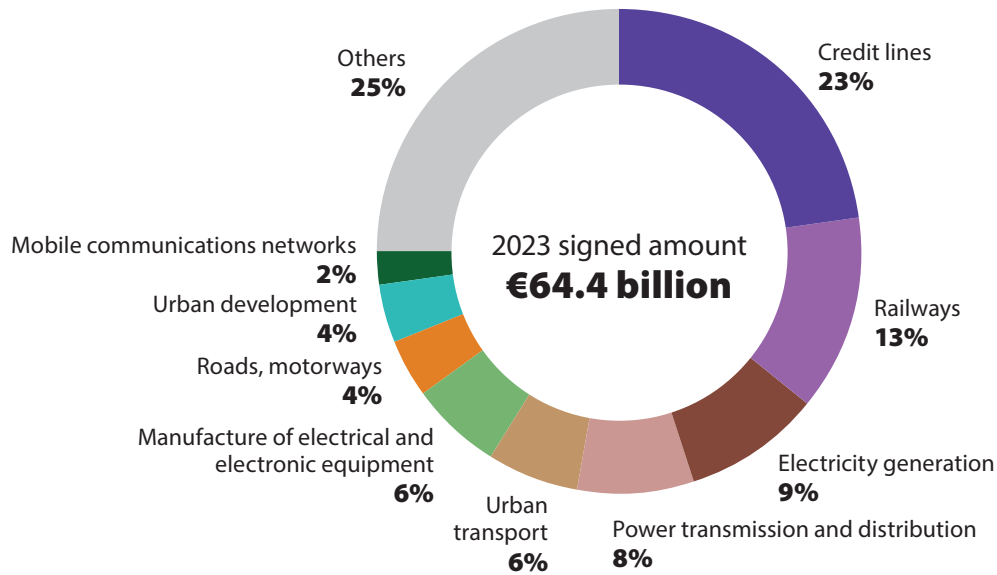
INVESTMENT MOBILISED (€ billion)	2019	2020	2021	2022	2023
EU	113.2	128.0	211.6	104.3	198.3

PROJECT SAMPLE		
Operation	Description	Signed amount (€)
NATURGY ELECTRICITY NETWORK MODERNISATION	Investments to modernise electricity distribution infrastructure throughout Spain during the 2022-2025 period.	500 million
BALTIC POWER OFFSHORE WINDFARM	Development, construction and operation of a very large-scale (up to 1.2 GW) offshore windfarm in Poland's Exclusive Economic Zone in the Baltic Sea.	609 million



SDG 9 – Industry, innovation and infrastructure

EIB FINANCIAL CONTRIBUTION TO SDG 9



INVESTMENT MOBILISED (€ billion)	2019	2020	2021	2022	2023
EU	227	258	283	200.8	305.7

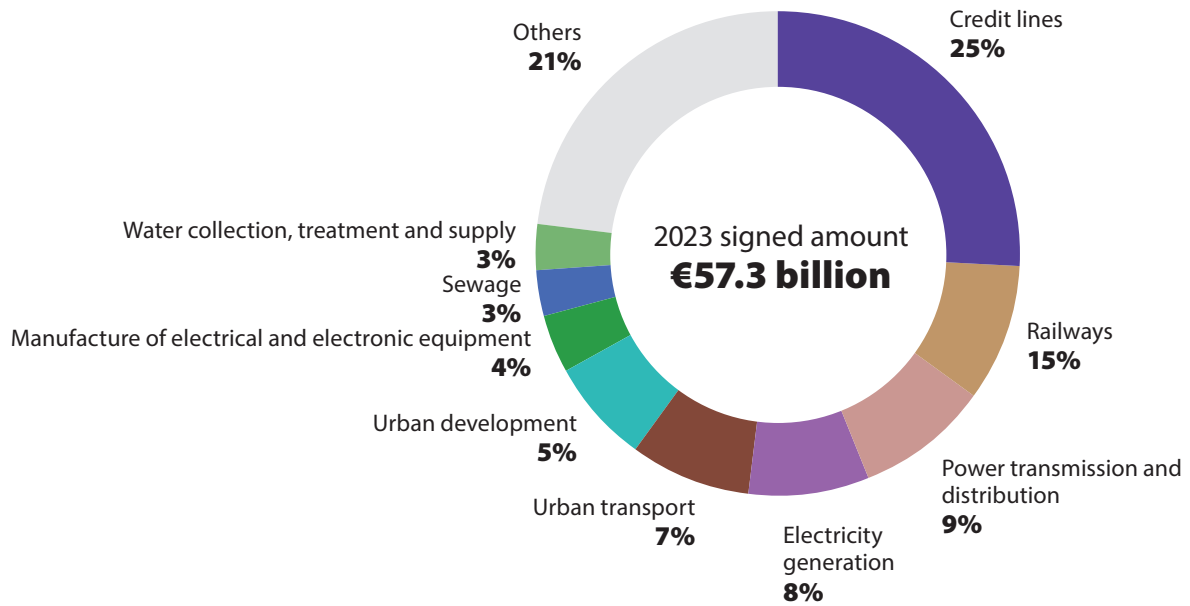
PROJECT SAMPLE

Operation	Description	Signed amount (€)
RFI HIGH SPEED RAIL PALERMO-CATANIA	This project involves upgrading 178 km of the Palermo-Catania railway line which is part of the Scandinavian-Mediterranean TEN-T Corridor. The project connects urban areas in the north and east of Sicily with the island's interior.	1.3 billion
GERMAN ROLLING STOCK - S-BAHN MUNICH AND S-BAHN COLOGNE	Acquisition of new EMU trains for S-Bahn Munich and S-Bahn Cologne to replace life-expired vehicles, in support of an ongoing public transport capacity extension programme.	2.2 billion



SDG 11 – Sustainable cities and communities

EIB FINANCIAL CONTRIBUTION TO SDG 11



INVESTMENT MOBILISED (€ billion)	2019	2020	2021	2022	2023
NON-EU	11.8	7.8	11.9	19.8	34.5

PROJECT SAMPLE

Operation	Description	Signed amount (€)
EARTHQUAKE RECONSTRUCTION FRAMEWORK LOAN	The project concerns rehabilitation, construction and extension of drinking water, sewerage and stormwater networks as well as drinking water, wastewater treatment plants for the provinces affected by the earthquakes in south-eastern Türkiye in February 2023.	400 million
MONGOLIA DEVELOPMENT OF SECONDARY URBAN CENTRES	The proposed investment program aims to support the government in establishing green, resilient, inclusive, and competitive urban centres in selected provinces of Mongolia.	45 million



The EIF's SDG contributions – a closer look

SOCODEN-FEC, France – adding value to communities



Social enterprises, or more broadly, social economy business models, add value to local economies and communities by fostering inclusiveness, resilience and sustainability. These enterprises have strong local roots and aim primarily to serve their communities, retaining people, economic activities and revenues locally. However, due to their unique business models, non-standard balance sheets and financial statements, social enterprises are often excluded from mainstream financial markets. However, they are important from an EU policy perspective, as they provide opportunities for people with limited access to the conventional job market. Work integration social enterprises serve exactly this purpose.

Public financial support plays an important role in the development of social economy enterprises. Under the European Union's last long-term budget, the EIF and the European Commission launched the Employment and Social Innovation guarantee (EaSI) for social enterprises, the first EU-wide financial instrument devoted to these entities. The programme not only facilitated access to finance for social enterprises, but it also raised awareness of the social business model among financial institutions, investors, local authorities and the general public. The new InvestEU programme, launched in April 2020, aims to strengthen this emerging social market ecosystem and widen its geographic reach.

SOCODEN-FEC, a cooperative public limited company, was created by the French General Confederation of Workers' Cooperatives (CGSCOP: Confédération Générale de SCOP) in April 1965. CGSCOP has developed financial tools that actively contribute to the development of SCOPs (cooperative and participatory companies) and SCICs (collective interest cooperative companies) by laying the first brick on their fundraising path. Financing the development of cooperatives and the conversion of businesses into SCOPs and SCICs is a major challenge within SOCODEN's ambitious development plan. Since its inception, SOCODEN has financed more than 4 097 cooperatives.

The CGSCOP is a non-profit entity that serves as the federation of SCOPs and SCICs, with 4 495 members as of 31 December 2023. The network offers a comprehensive range of services to SCOP and SCIC members and project leaders, including personalised monitoring, legal support, financing solutions tailored to the creation and development of companies, training and professional exchanges. Its primary income comes from annual membership fees.

SOCODEN's lending activity focuses mainly on providing long-term subordinated loans (in the form of French prêts participatifs) to strengthen the capital position of social enterprises. The continuation of the guarantee under InvestEU will allow SOCODEN to intensify its presence and impact on the competitiveness and development of around 250 French social cooperatives by making over €25 million available under improved terms. This initiative will contribute directly or indirectly to various SDGs, including SDG 3 (Good health and well-being), SDG 5 (Gender equality), SDG 8 (Decent work and economic growth), SDG 11 (Sustainable cities and communities), and SDG 12 (Responsible consumption and production).

SOCODEN has demonstrated compliance with the applicable terms of the European Commission's EaSI guarantee programme and EaSI-funded instrument, achieving excellent implementation results.



European
Investment Bank | Group

The EIB Group consists
of the European Investment Bank
and the European Investment Fund.

The European Investment Bank Group's **contribution to the Sustainable Development Goals**

European Investment Bank
98-100, boulevard Konrad Adenauer
L-2950 Luxembourg
+352 4379-22000
www.eib.org – info@eib.org

twitter.com/eib
facebook.com/europeaninvestmentbank
youtube.com/eibtheeubank